


City of National City, CA - Quick Facts

Population Overview



56,000K

Median Age : 35

WOMEN
51%

MEN
49%



Employment & Income

Nonfamily Households
64K

Families
65K

Married Couple
Families
76K

Housing and Households



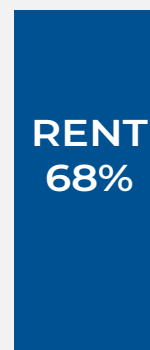
Median Home Value
\$712,000



Median Gross Rent
\$1,504



OWN
32%



RENT
68%

Homeownership Rate



Education level

Bachelor's Degree 12%
Some College 22%
High School 29%

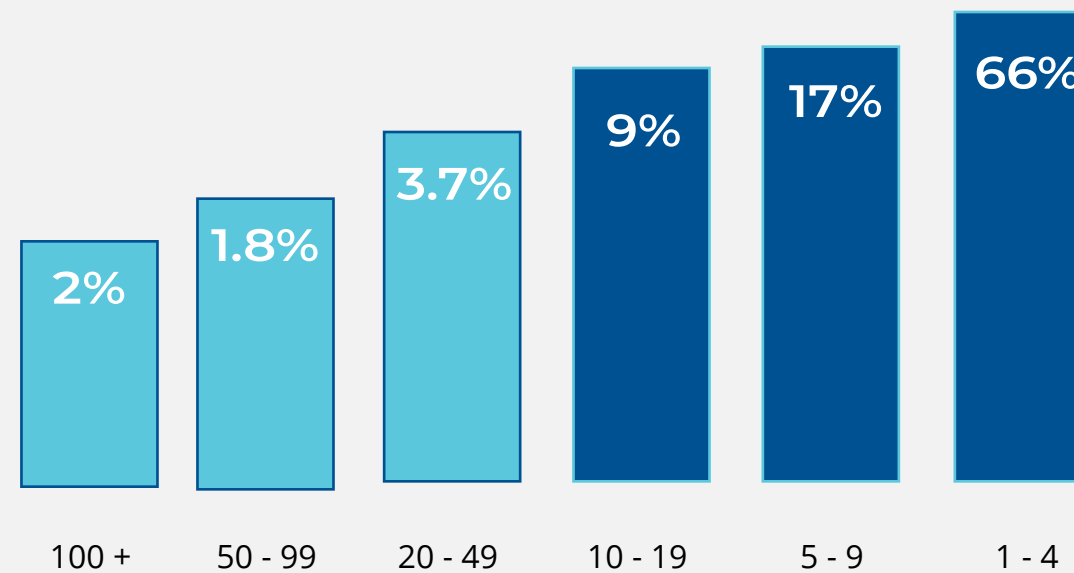
Employment Industry

Manufacturing
8.2%

Arts,
Entertainment
and Recreation
13.4%

Educational
Services
19.5%

Employees of Businesses



Employment Type



30%

Employee of Private Company

6.7%

Self Employed

12.8%


Local, State and Federal Government Workers

Transportation to Work 16 Years and Over



15%

Carpool



70%

Drove Alone



4%

Public
Transportation